

MANAGING CHILD CARE DURING COVID-19



VANCO
EDUCATION

 **Smartcare**

Before We Begin



Attendees are in
“listen only” mode



Ask questions
throughout using the
Questions panel in
GoToWebinar



We will send you a
copy of the slides and
the recording

Today We'll Cover...

- Introductions & Experience
- Vanco & Smartcare Partnership
- Managing Child Care During COVID-19
- Smartcare Demonstration
- Next Steps & Q&A

Today's Presenters



Amy Julius

Vanco

Solutions Consultant

Amy works with school finance officials, district business managers and teachers to help them take more payments online, saving admin staff and teachers' time, as well as making some happy parents!



James Armijo

Smartcare

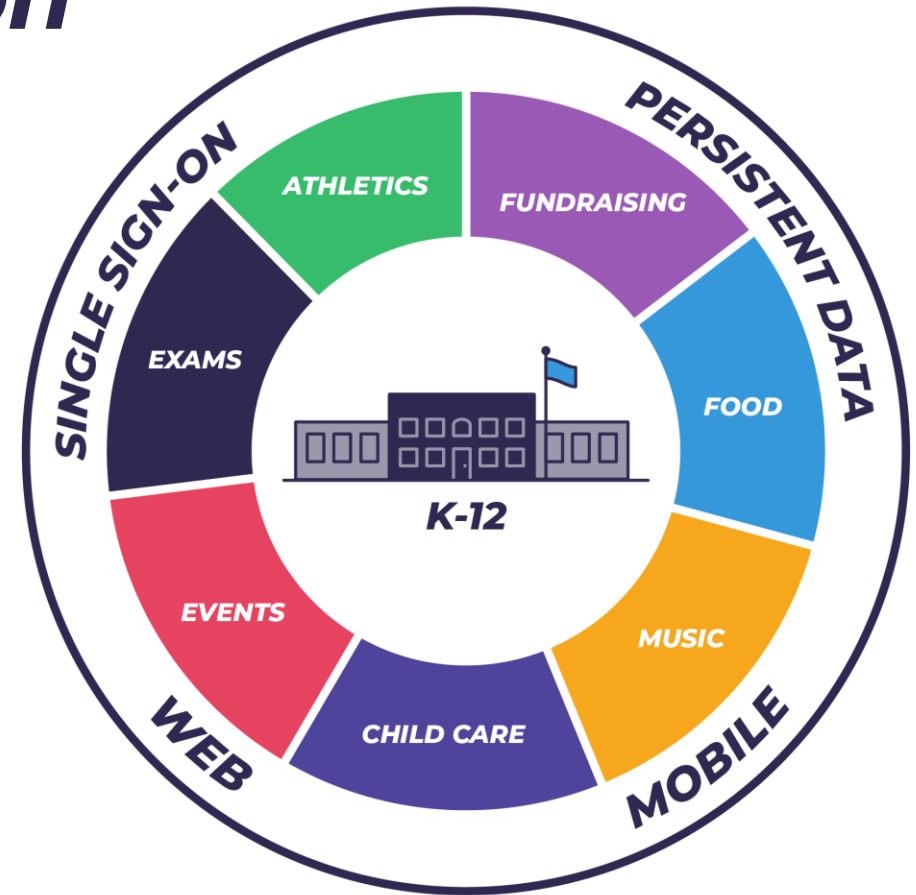
CEO

James joined Smartcare in 2016 to lead product development efforts and now serves as CEO, directing the company's strategy and operations.



Vanco's Education Vision

We provide K-12 educational institutions and families a **convenient** online payment experience for **all** school-related activities.



Create a Cashless Campus

We provide a **convenient**
online payment experience for
all school-related activities.





Increase capacity & grow

- Multi-location management
- Business process automation



Parent communication

- In-app, email or SMS
- Activity tracking



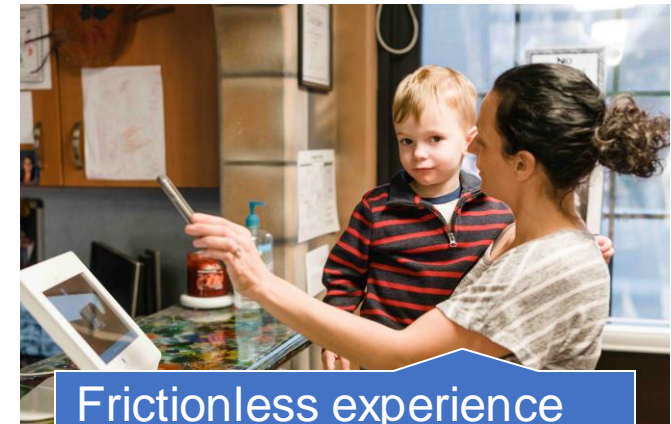
Automate key tasks

- Automatic billing with split payments, financial aid, and late payment fees
- Integrated electronic payments



Safety and security

- Touchless check in/out
- Door lock integration




Frictionless experience

- Web, iOS or Android
- Apps for district administrators, site directors, teachers and parents

Cleaning

- Keep things organized. Create a list that divides cleaning duties up into categories
 - continuously
 - every day
 - once a week
 - once a month
 - and what tasks need to be done with the help of professionals.



Social Distancing

- **Check in/check out**
 - Establish a socially distanced queue (ex: car drop-off line)
 - Provide Guidance on Symptom Self-Assessments
 - Health check as recommended by [CDC guidelines](#)
- **Keeping students distanced**
 - Reduce Contact with Shared Surfaces
 - Hand washing & sanitizing stations
 - Use Signage to Reinforce Safe Habits
 - Group Students and Staff in Cohorts & Stagger School Schedules
 - Space Out Classroom Furniture and Common Spaces
 - Ditch Communal Supplies and Resources



Maintain staff and student mental health

Signs of stress in students

- Excessive crying
- Returning behaviors they have previously outgrown
- “Acting out”
- Difficulty with attention and concentration
- Avoiding activities they previously enjoyed

How you can help

- Take time to talk about COVID-19 in a way students can understand
- Reassure students that it is okay to feel upset or scared
- Limit exposure to news coverage, including social media
- Keep up with a regular routine. If school is closed, set schedules for learning, relaxing and fun activities.
- Be a role model. Eat well, exercise, take breaks and stay connected with friends and family.

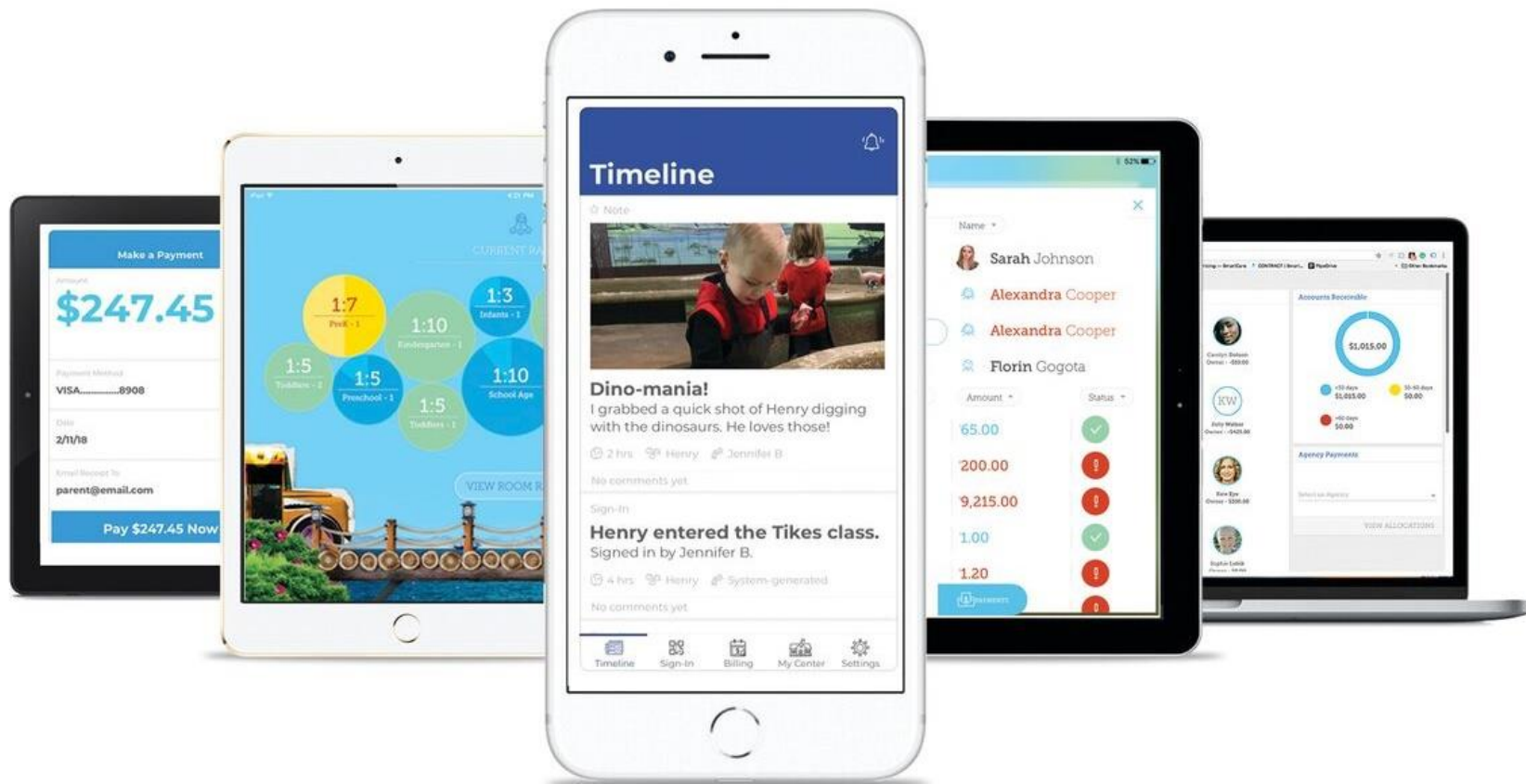


How can Vanco and Smartcare support your programs as you adjust to the new normal?


Smartcare Introduction


Use Any Device with a WiFi Connection


Parent | Teachers | Administrators





Openings


**Mary Ann**
Parent ▾


 Timeline

 My Info

 Billing

 Settings

 **My Center**



Center Name
Circle of Friends

Address
100 North

Class Openings

25

Before Care

24

Preschool

10

Two's

Phone
7023839500

WebSite
<https://smartcare.com/info>

8

Toddlers

2

Priceless 1 Class

8

Suite 150

8

Older Infants

8

Infant



10

Pre-K

10

Summer Camp

Online Enrollment – From Your Website



Our Very Own Center Online Enrollment Form

Email Address Validation

Enter Email Address*

lance.weaver@childcaremanager.com

One-time Passcode


Enter Passcode

Resend Passcode

Please check your email inbox for the 4 digit passcode emailed to you. *Please note:* this passcode will expire in 10 minutes.

If you did not receive an email, please check your Spam (Junk) folder. If you still have not received any email, please click the "Resend Passcode" button above.

Parent/Guardian, Child/ren, Medical Information



Our Very Own Center Online Enrollment Form

Parent / Guardian & Child Info

1

2

3

4

5

Parent / Guardian

First Name *

Middle Name

Last Name *

Lance

Weaver

Email Address *

Relationship to Child *

lance.weaver@childcaremanager.com

Street Address *

121 Ellie Drive

City *

State *

Zip Code *

Primary Phone Number *

Bald Eagle

Oregon

88888

(555) 555-5555

+ Add parent / guardian

Child(ren)

First Name *

Last Name *

Gender *

Levi

Weaver

Boy

Date of Birth *

Ethnicity *

Expected Start Date *

10/06/2019

White

03/25/2020


☐ Toddler

☒ Infants

☐ After School Care

+ Add Child

Next Step →



Our Very Own Center Online Enrollment Form

Medical Information & Additional Information

1

2

3

4

5

Medical Information

Physical

Date of Last Physical *

03/02/2020

Allergies

Allergy #1

Remove Allergy

Allergy name *

Allergy Type *

Severity *

Gluten

Food

Mild

+ Add allergy

Doctor(s)

Doctor #1

Remove Doctor

Name *

Phone Number *

Type *

Caroline Milner

(555) 555-5555

Physician

Medical Insurance

Policy

Centener



XXX-XXXX-XXXX

+ Add doctor

← Previous Step

Next Step →

Documents and Acknowledgements




Our Very Own Center Online Enrollment Form

Documents

1 2 3 4 5

Documents

Please download, read, and fill out* (if applicable) the following documents prior to your child's start date.
Note: any documents that need to be filled out should be returned to your center directly.


 MedicationAuthorization.pdf

Parent/Guardian Signature*

Lance Weaver



Date

03/03/2020



← Previous Step

Next Step →



Our Very Own Center Online Enrollment Form

Acknowledgements

1 2 3 4 5

Acknowledgements

The following information is important for the safety and protection of your child. Please read, initial*, and sign* the acknowledgements, authorizations, and policies listed below:

Initials*

LW

I acknowledge that I, the parent or guardian, have reviewed the Parent Handbook, containing the center's operational policies and information and agree to comply.


*If applicable

Parent/Guardian Signature*

Lance Weaver

Date

03/03/2020



← Previous Step

Submit Form →

Parent Confirmation and Center Email



Online Enrollment Form

Enrollment Form Submission Confirmation

Thank you for your submission. Your enrollment form has been received!

If any additional information is needed, we will contact you.

Please note: submission of this form is not a guarantee of enrollment.

We will contact you directly to notify you when your enrollment has been secured.

Thank you!



Hi, Minnie Mouse!

We just wanted to let you know that **Lance Weaver** has completed the online form for the following child(ren):


- **Levi Weaver**

Please [login to Smartcare](#) and navigate to “**Enrollment Management**” under “**My Center**” to see the full details of the enrollment(s).

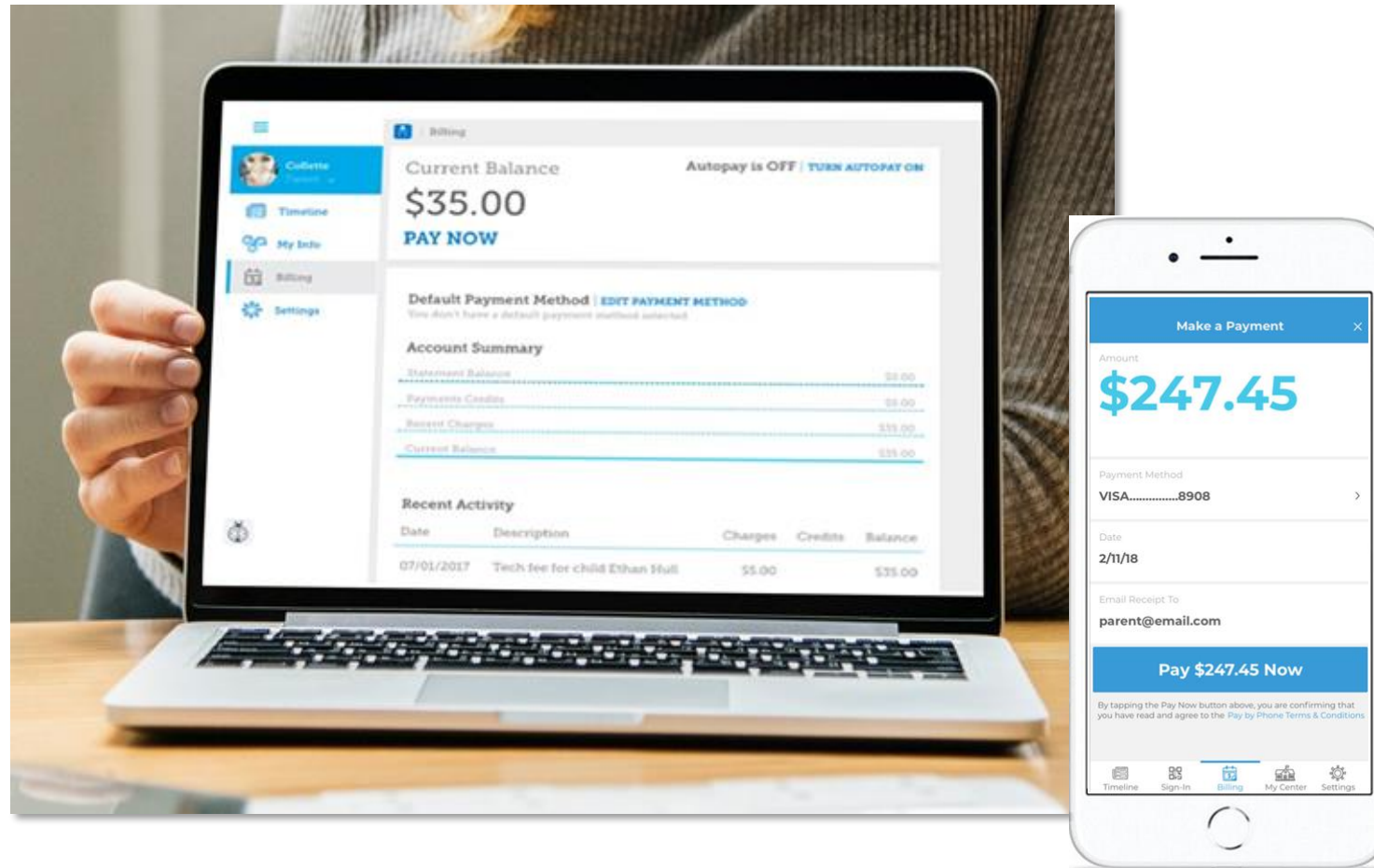
Thank you,
Smartcare

Let's see the enrollment(s)

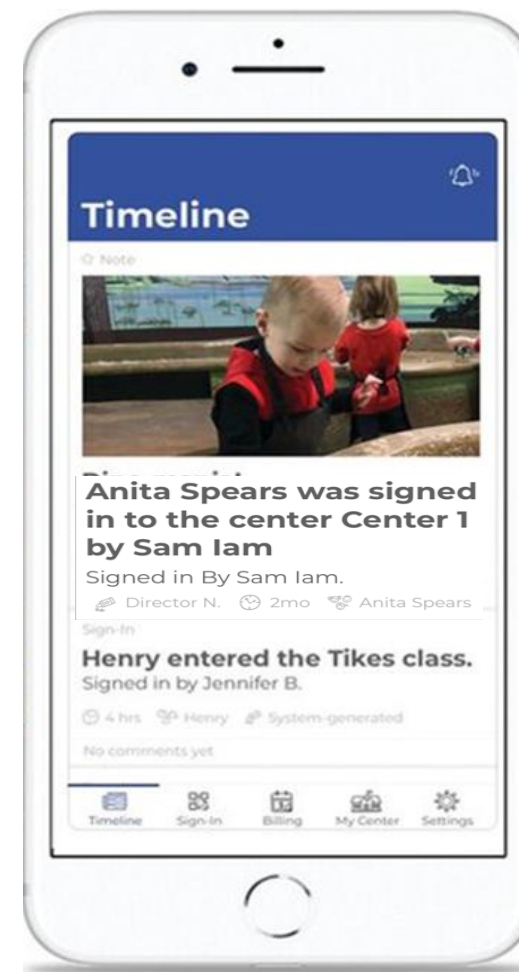
Digital Sign-in Using Our Kiosk With the Parent App, Key Tag, or Pin



Parent Payments Made Easy



Real-Time Updates Parents Will Love



Single System for Family and Student Data

The Kessler Family

Members since 2018



Patti Kessler | Mother
Tel. (999) 999-9999



Jasmine Kessler
Birthday: Jul 31



Patti Kessler

Balance **\$1,100.00**

Due Balance

[ACCEPT PAYMENT](#)

[Archive family](#)



Medical



People



Additional Info



Notes

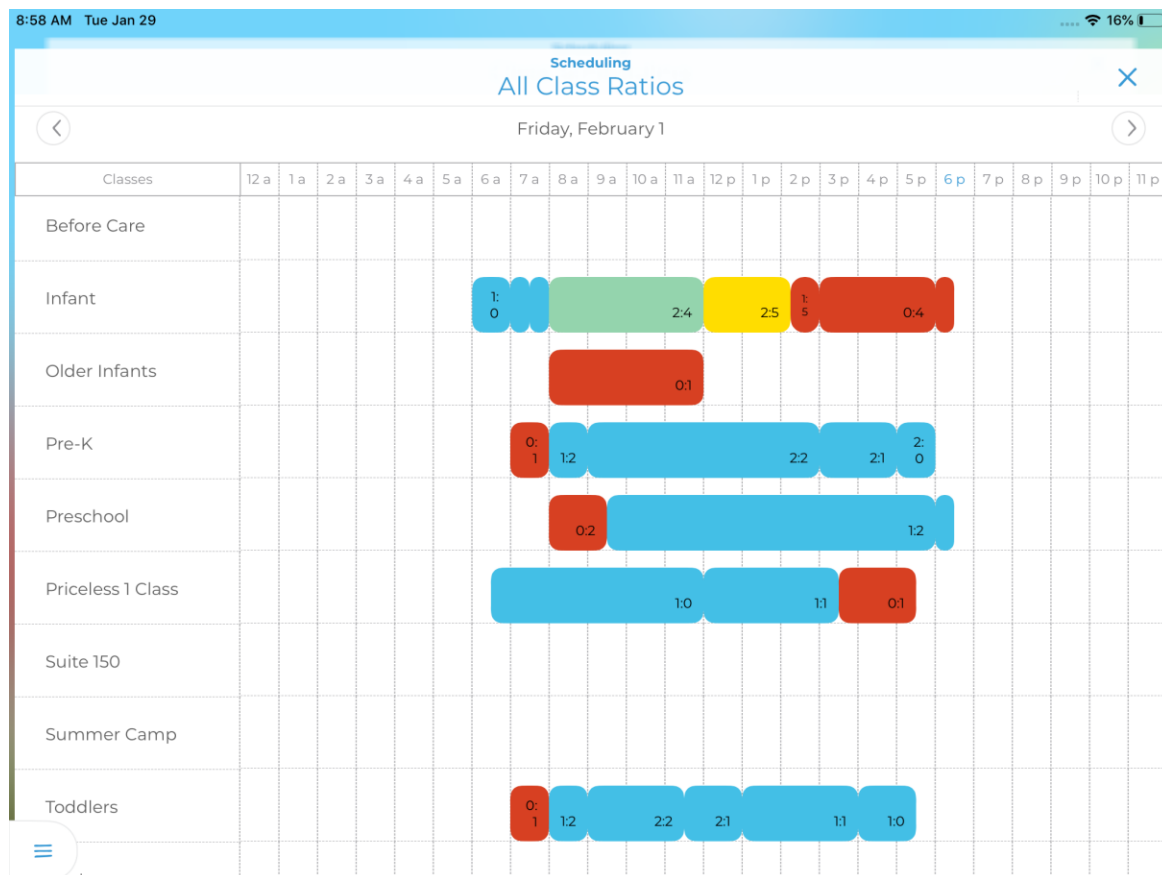


Documents

Automate Billing and Collections

The screenshot displays the Vanco Education software interface. On the left is a sidebar menu with icons and labels for various functions: Children, Payments, Accounting, Families, Employees, Messaging, Leads, Enrollments, Reporting, Scheduling, My Center (highlighted), App, Timeline, Settings, and Documents. The main content area is titled 'My Center > Billing'. It features a sub-menu with 'Center Information', 'Billing Settings' (selected), 'Leads', and 'Archive'. Below this, a list of settings includes Agencies, Billing Schedules, Discounts, Early Drop Off Fee, Late Payment Fee, Late Pickup Fee, and Tuition Plans (selected). The 'Tuition Plans' panel is open, showing a search bar, a filter set to 'All', and a list of plans: 'Infant Tuition', 'Tuition - Full-Time', and 'Tuition - Part-Time', each with a checked checkbox. Below this list is a section titled 'Enterprise Tuition Plans' containing two entries, both labeled 'Infants', each with a checked checkbox.

Scheduling



Communicate

New Email Message

To:

All active families (9) ×

DV Darth Vader
dv@mac.com ×

AV Amedala Vader
av@gmail.com ×

FK Freddie Kruger
fk@mac.com ×

PP Peter Pan
peter@noemail.com ×

TB Tinker Bell
tinker@noemail.com ×

JN Jill Name
jill@noemail.com ×

▼

≡

≡

≡

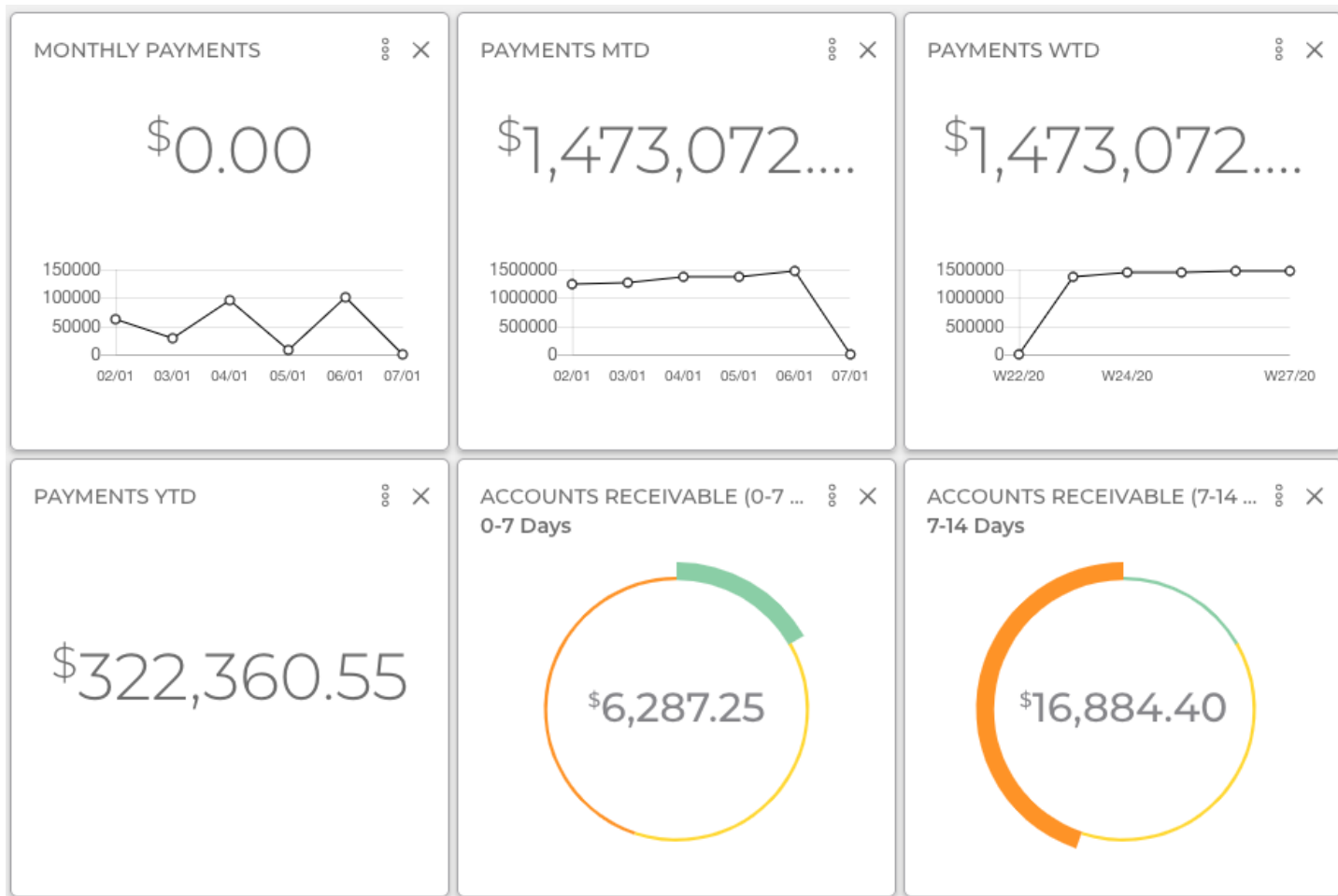
T1

≡

Preview email

Send email to all recipients

Actionable Insights



Access Anywhere



Child Dashboard
ALEXIS WEBSTER
Birthday: APRIL 3, 2012

Parents:

- Tanya Webster (Mother) - 547.837.4658
- Garrett Webster (Father) - 555.555.5555

Allergies: Peanuts (Fatal)

This Week's Schedule:

Thurs	Fri
10:00 a - 4:15 p	10:00 a - 4:15 p

[VIEW DETAILS](#) [VIEW FULL SCHEDULE](#)

Navigation Bar: PROFILE, PEOPLE, SCHEDULING, BILLING, ATTENDANCE, MEDICAL, ALLERGIES, EMERGENCY

Data Security & Compliance

No data is ever
stored unencrypted
on a local device

Web and mobile applications
use HTTPS and two-factor
authentication to access data

Reports run based on a non-
production data warehouse,
which is synced to the
production database in real-
time and stored with the same
security protocols

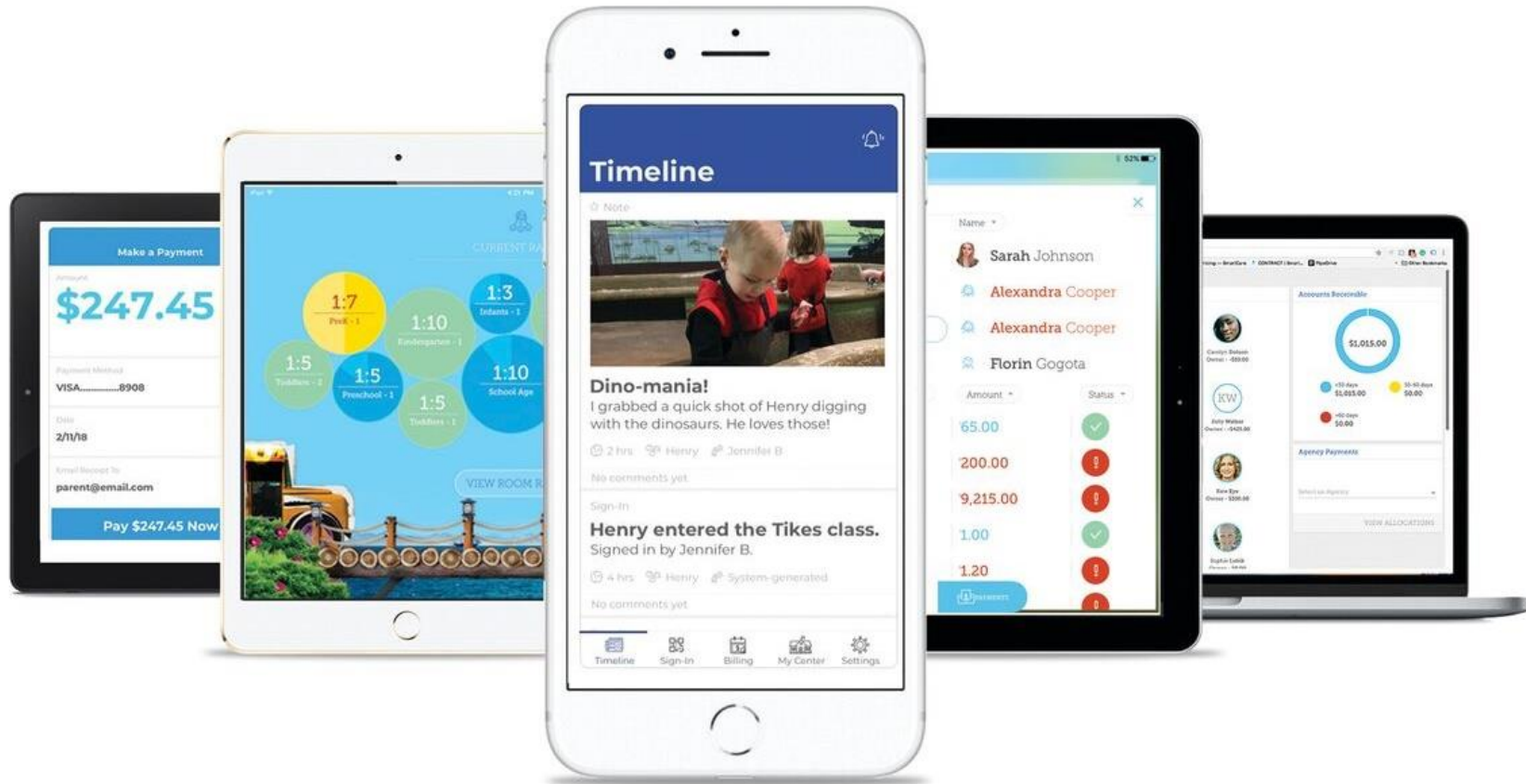
All data stored in encrypted
Microsoft SQL databases, hosted on
Microsoft's Azure platform



Smartcare's PCI DSS
Compliance Certificate



Your Technology Partner for the “New Normal”



Tools to Distance

Remote
check-
in/out



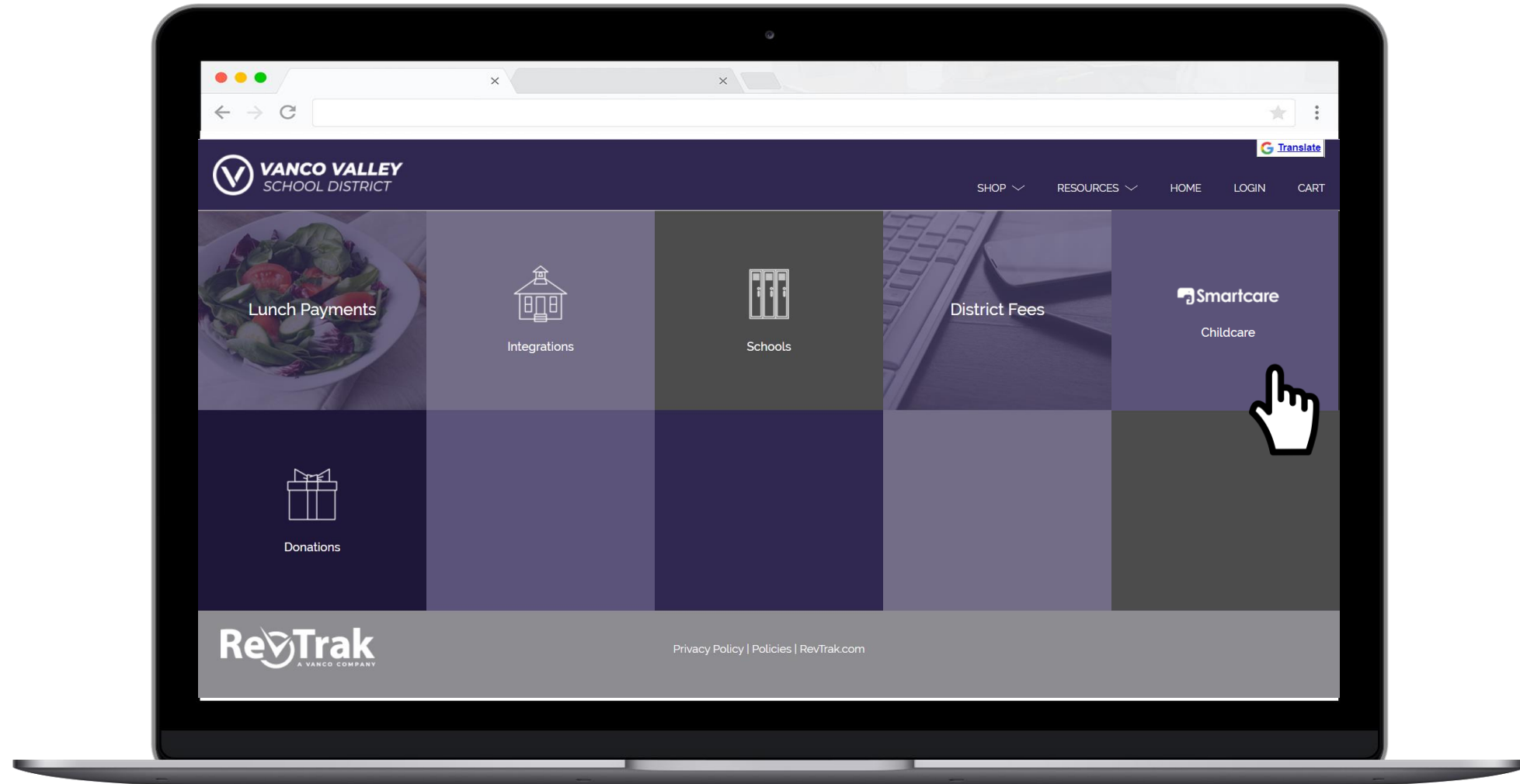
Touchless check-in/out



Scheduling to keep
classes separate

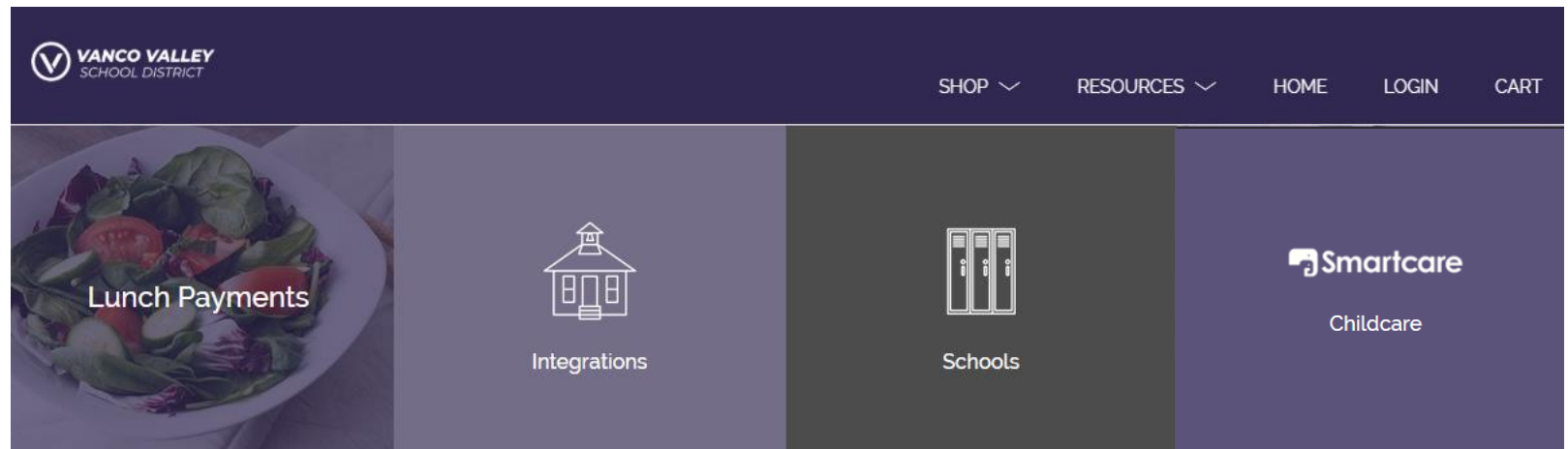
The background of the slide is a photograph of several students walking on a staircase, overlaid with a semi-transparent dark blue filter. The students are dressed in casual attire, and some are carrying backpacks. The text "What would this look like for parents?" is centered over the image in a large, white, sans-serif font.

**What would this look
like for parents?**



Next Steps: Request a Demo

[Request a personalized demo](#) to see how Vanco can child care program management.



POLL QUESTION

Questions?

Contact Vanco:

sales@vancopayments.com

800.323.5953

Thank you!